

**TECHNIBILT**™  
LTD.

Designed for *Efficiency*... Built to *Last*


**2013**  
**LIST PRICE**  
**BOOKLET**

**YOUR SOURCE FOR SHOPPING CARTS,  
SHELVING AND BACKROOM EQUIPMENT**

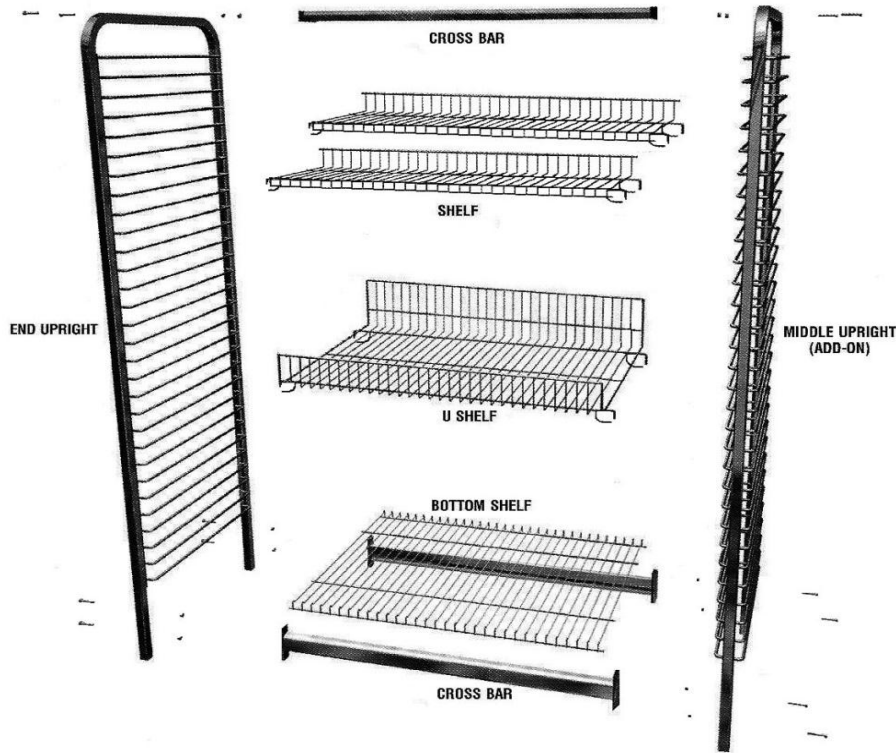




**CARIFLEX**  
Wired for the Future.







## ***MAXIMIZE YOUR MERCHANDISING***

Technibilt, the leading wire specialist for the past 50 years, creates innovation with a revolutionary shelving / display system designed to make your merchandising more profitable.

The CARIFLEX shelving concept is remarkably simple and cost effective. This wire based system is completely modular and comes in various sizes with different shelf styles making it suitable for any environment.

CARIFLEX wire shelving system will adapt to your applications. Installation is quick and easy, and it's modular components make it simple for anyone to modify and adjust without tools.

## ***PRODUCT FOCUS***

Let your merchandise stand out with the CARIFLEX concept. CARIFLEX simplifies your in-store display and creates an interactive point of sale to merchandise your products.

## ***SIMPLICITY WITH WIRE***

CARIFLEX wire shelving (patent pending) is the ultimate merchandising innovation from Technibilt. Produced from heavy gauge tubing and wire, this modular system is ideal for wall, gondola or island displays. CARIFLEX parts are interchangeable. The suspension shelves can be easily added, removed, reversed or sloped to meet your changing needs, and require low maintenance.

- ◆ ***ADAPTABLE TO YOUR NEEDS***
- ◆ ***STIMULATES IMPULSE BUYING***
- ◆ ***CREATES AN ACTIVE POINT OF SALE***
- ◆ ***MAXIMIZES YOUR DISPLAY CAPACITY***

# CARIFLEX Standard Units

*All standard units consist of (2) End Uprights and (3) Cross Bars with hardware*

**Standard Single-Sided Units using 12" or 15" deep Uprights will use the following:**

- 48" Uprights = (1) Bottom Shelf & (3) Intermediate Shelves
- 54" Uprights = (1) Bottom Shelf & (4) Intermediate Shelves
- 66" Uprights = (1) Bottom Shelf & (5) Intermediate Shelves

**Standard Single-Sided Units**



<u>D x L x H</u>	<u>List Price</u>	<u>D x L x H</u>	<u>List Price</u>
12x24x48"	\$415.00	15x24x48"	\$475.00
12x24x54"	\$483.00	15x24x54"	\$555.00
12x24x66"	\$579.00	15x24x66"	\$665.00
12x30x48"	\$454.00	15x30x48"	\$520.00
12x30x54"	\$530.00	15x30x54"	\$609.00
12x30x66"	\$634.00	15x30x66"	\$728.00
12x36x48"	\$529.00	15x36x48"	\$600.00
12x36x54"	\$624.00	15x36x54"	\$709.00
12x36x66"	\$747.00	15x36x66"	\$848.00
12x48x48"	\$616.00	15x48x48"	\$703.00
12x48x54"	\$730.00	15x48x54"	\$833.00
12x48x66"	\$872.00	15x48x66"	\$993.00

**Note: Casters are not included in Standard Units**

**Standard Double-Sided Units using 24" or 30" deep Uprights will use the following:**

- 48" Uprights = (1) Bottom Shelf & (6) Intermediate Shelves
- 54" Uprights = (1) Bottom Shelf & (8) Intermediate Shelves
- 66" Uprights = (1) Bottom Shelf & (10) Intermediate Shelves

**Standard Double-Sided Units**



<u>D x L x H</u>	<u>List Price</u>
24x36x48"	\$863.00
24x36x54"	\$1,039.00
24x36x66"	\$1,255.00
24x48x48"	\$1,021.00
24x48x54"	\$1,235.00
24x48x66"	\$1,489.00
30x36x48"	\$979.00
30x36x54"	\$1,183.00
30x36x66"	\$1,435.00
30x48x48"	\$1,150.00
30x48x54"	\$1,396.00
30x48x66"	\$1,690.00

### Upright Ends



Size	Wgt./Lbs.	Black Part #	List Price
12 x 30"	8	SI1230.2B	\$68.00
12 x 48"	10	SI1248.2B	\$91.00
12 x 54"	11	SI1254.2B	\$103.00
12 x 66"	14	SI1266.2B	\$129.00
15 x 48"	12	SI1548.2B	\$102.00
15 x 54"	13	SI1554.2B	\$116.00
15 x 66"	16	SI1566.2B	\$145.00
24 x 48"	16	SI2448.2B	\$130.00
24 x 54"	17	SI2454.2B	\$147.00
24 x 66"	21	SI2466.2B	\$184.00
30 x 48"	20	SI3048.2B	\$154.00
30 x 54"	21	SI3054.2B	\$175.00
30 x 66"	25	SI3066.2B	\$220.00

Used for single units and run ends

Finish: Black

### Middle Uprights



Size	Wgt./Lbs.	Black Part #	List Price
12 x 48"	17	MI1248.2B	\$133.00
12 x 54"	18	MI1254.2B	\$153.00
12 x 66"	21	MI1266.2B	\$193.00
15 x 48"	22	MI1548.2B	\$151.00
15 x 54"	23	MI1554.2B	\$174.00
15 x 66"	26	MI1566.2B	\$218.00
24 x 48"	27	MI2448.2B	\$197.00
24 x 54"	28	MI2454.2B	\$227.00
24 x 66"	31	MI2466.2B	\$286.00
30 x 48"	35	MI3048.2B	\$237.00
30 x 54"	36	MI3054.2B	\$272.00
30 x 66"	39	MI3066.2B	\$345.00

Used for connecting units in a run

Finish: Black

### Cross Bars



Size	Wgt./Lbs.	Black Part #	List Price
24"	2	CB24B	\$23.00
30"	3	CB30B	\$26.00
36"	4	CB36B	\$30.00
48"	5	CB48B	\$36.00

Secures to Uprights to form unit frame (hardware included)

3 required per section

Finish: Black

### Bottom Shelf



Size	Wgt./Lbs.	Black Part #	List Price
12 x 24"	4	BS1224B	\$32.00
12 x 30"	5	BS1230B	\$38.00
12 x 36"	6	BS1236B	\$44.00
12 x 48"	8	BS1248B	\$56.00
15 x 24"	6	BS1524B	\$46.00
15 x 30"	7	BS1530B	\$55.00
15 x 36"	8	BS1536B	\$63.00
15 x 48"	10	BS1548B	\$85.00
24 x 36"	9	BS2436B	\$87.00
24 x 48"	12	BS2448B	\$113.00
30 x 36"	12	BS3036B	\$95.00
30 x 48"	16	BS3048B	\$122.00

Sets over lower Cross Bars of unit

Finish: Black

### Bottom Shelf Support Bar



Size	Wgt./Lbs.	Black Part #	List Price
N/A	1.5	SPBARB	\$21.00

Secures to Bottom Shelf to support excess weight

Finish: Black

### Middle Shelf



Size	Wgt./Lbs.	Black Part #	List Price
12 x 24"	4	SH1224B	\$44.00
12 x 30"	5	SH1230B	\$52.00
12 x 36"	6	SH1236B	\$71.00
12 x 48"	8	SH1248B	\$90.00
15 x 24"	5	SH1524B	\$52.00
15 x 30"	6	SH1530B	\$61.00
15 x 36"	7	SH1536B	\$81.00
15 x 48"	9	SH1548B	\$102.00

Offers waterfall and 2" front / back ledges

Finish: Black

### U Shelf



Size	Wgt./Lbs.	Black Part #	List Price
12 x 24"	4	SHU1224B	\$45.00
12 x 30"	5	SHU1230B	\$54.00
12 x 36"	6	SHU1236B	\$74.00
12 x 48"	8	SHU1248B	\$95.00
15 x 24"	5	SHU1524B	\$51.00
15 x 30"	6	SHU1530B	\$62.00
15 x 36"	7	SHU1536B	\$86.00
15 x 48"	9	SHU1548B	\$108.00
24 x 36"	8	SHU2436B	\$103.00
24 x 48"	10	SHU2448B	\$134.00

Offers 2" and 4" front / back ledges

Finish: Black

### Peg Panels



Size	Wgt./Lbs.	Black Part #	List Price
12 x 24"	2	PEG2412B	\$36.00
12 x 30"	2.5	PEG3012B	\$43.00
12 x 36"	3	PEG3612B	\$52.00
12 x 48"	5	PEG4812B	\$65.00

Secures Between Uprights for hanging product  
Finish: Black


### Peg Hooks



Size	Black Part #	List Price
8"	PH08BKMBP	\$4.00
8"	PH08BKMBP-PC	\$7.00
11"	PH11BKMBP	\$5.00
11"	PH11BKMBP-PC	\$8.00

Offered in 8" and 11", and with or without card holder  
Finish: Black

### Label Holders



Size	Clear Part #	Black Part #	List Price
<b>Waterfall</b>			
24"	LH24CL	LH24B	\$5.00
30"	LH30CL	LH30B	\$7.00
36"	LH36CL	LH36B	\$8.00
48"	LH48CL	LH48B	\$11.00
<b>Back Edge</b>			
24"	LHB24CL	LHB24B	\$5.00
30"	LHB30CL	LHB30B	\$7.00
36"	LHB36CL	LHB36B	\$8.00
48"	LNB48CL	LHB48B	\$11.00
<b>Slanted (Add Waterfall Part # to complete)</b>			
24"	LHS24CL	LHS24B	\$5.00
30"	LHS30CL	LHS30B	\$7.00
36"	LHS36CL	LHS36B	\$8.00
48"	LHS48CL	LHS48B	\$11.00

Offered in Black or Clear

### Casters



Type	Size	Black Part #	List Price
Swivel	3"	CF.CASTER	\$19.00
Brake	3"	CF.CASTERBK	\$24.00

Offers expandable stem for easy assembly









The TECHNIBILT SHELVING SYSTEM is recognized for quality and high strength. All welded construction and truss configuration adds significant strength characteristics to each shelf size.

- ◆ *No tool assembly is required with our Split Conical Adapters*
- ◆ *Posts are numbered for quick field assembly*
- ◆ *Durable finishes and a complete line of accessories complement any application*

## **FINISHES**

**Chrome Plus (CH)** - Our answer to high visibility and dry storage areas. The heavy nickel plate process features a hard chromium finish with special brighteners to enhance and increase the life of the shelving. This finish is a replacement for zinc and standard chrome products. (1 year warranty against rust - pro-rated)

**Duro Seal (PW)** - The process provides a metalized zinc chromate plating with a special formulated hard hybrid silver/gray finish which is bonded to the plated metal surface. Duro Seal can be used in high humidity storage applications such as walk-in coolers and freezers. (16 year warranty against rust - pro-rated)

## **CAPACITIES**

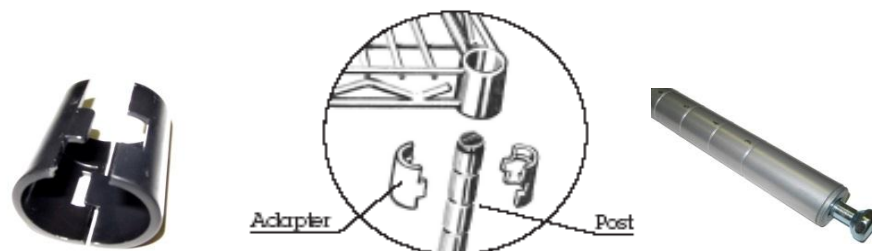
Weight Capacities Per Shelf (Evenly Distributed)

<u>Length</u>	<u>Capacity</u>
24" - 48"	850 Lbs.
54"	800 Lbs.
60"	750 Lbs.
72"	700 Lbs.


## **NO TOOL ASSEMBLY**

The Assembly process is simplified with the Split Conical Adapters which snap into the grooves on the post. The shelf slips over the top surface securing the shelf and adapter to the post.

The shelf slips over the top surface securing the shelf and adapter to the post.  
**4 corner adapters are included with each shelf.**



**Standard Shelves**



Wdth / Lgth	Wt. / Lbs.	Chrome Plus	List Price	Duro Seal	List Price
14 x 24"	6	1424CH	\$38.00	1424PW	\$42.00
14 x 30"	7	1430CH	\$42.00	1430PW	\$48.00
14 x 36"	8	1436CH	\$48.00	1436PW	\$55.00
14 x 42"	9.5	1442CH	\$54.00	1442PW	\$59.00
14 x 48"	10.5	1448CH	\$58.00	1448PW	\$65.00
14 x 60"	14	1460CH	\$77.00	1460PW	\$81.00
14 x 72"	17	1472CH	\$88.00	1472PW	\$94.00
18 x 24"	7	1824CH	\$45.00	1824PW	\$50.00
18 x 30"	8	1830CH	\$49.00	1830PW	\$55.00
18 x 36"	9.5	1836CH	\$58.00	1836PW	\$65.00
18 x 42"	11	1842CH	\$64.00	1842PW	\$74.00
18 x 48"	12	1848CH	\$76.00	1848PW	\$85.00
18 x 54"	14.5	1854CH	\$81.00	1854PW	\$93.00
18 x 60"	17	1860CH	\$87.00	1860PW	\$95.00
18 x 72"	20	1872CH	\$99.00	1872PW	\$115.00
21 x 24"	8	2124CH	\$50.00	2124PW	\$56.00
21 x 30"	9	2130CH	\$56.00	2130PW	\$63.00
21 x 36"	11	2136CH	\$66.00	2136PW	\$71.00
21 x 42"	12	2142CH	\$74.00	2142PW	\$82.00
21 x 48"	14	2148CH	\$81.00	2148PW	\$89.00
21 x 54"	16	2154CH	\$91.00	2154PW	\$103.00
21 x 60"	18	2160CH	\$93.00	2160PW	\$109.00
21 x 72"	23	2172CH	\$115.00	2172PW	\$134.00
24 x 24"	9	2424CH	\$57.00	2424PW	\$64.00
24 x 30"	11	2430CH	\$67.00	2430PW	\$72.00
24 x 36"	13	2436CH	\$74.00	2436PW	\$79.00
24 x 42"	15	2442CH	\$76.00	2442PW	\$93.00
24 x 48"	16	2448CH	\$91.00	2448PW	\$101.00
24 x 54"	19	2454CH	\$95.00	2454PW	\$119.00
24 x 60"	21	2460CH	\$111.00	2460PW	\$123.00
24 x 72"	26	2472CH	\$125.00	2472PW	\$144.00

**Standard Posts**



Ht. / In.	Wt. / Lbs.	Chrome Plus	List Price	Duro Seal	List Price
14"	1	P14CH	\$10.00	P14PW	\$11.00
27"	1.5	P27CH	\$12.00	P27PW	\$15.00
34"	2	P34CH	\$16.00	P34PW	\$19.00
54"	3	P54CH	\$19.00	P54PW	\$21.00
63"	3.5	P63CH	\$20.00	P63PW	\$21.00
74"	4	P74CH	\$23.00	P74PW	\$25.00
86"	5	P86CH	\$30.00	P86PW	\$31.00

**Basket Shelves**



Wdth / Lgth	Wt. / Lbs.	Chrome Plus	List Price
18 x 24"	10	BSK1824CH	\$105.00
18 x 36"	15	BSK1836CH	\$127.00
18 x 48"	20	BSK1848CH	\$169.00
18 x 60"	25	BSK1860CH	\$211.00

**Slope Shelves**



Wdth / Lgth	Wt. / Lbs.	Chrome Plus	List Price
18 x 24"	7	SL1824CH	\$95.00
18 x 36"	10	SL1836CH	\$127.00
18 x 48"	13	SL1848CH	\$159.00

**Dbi. Slope Shelves**



Wdth / Lgth	Wt. / Lbs.	Chrome Plus	List Price
24 x 24"	5	STR24	\$112.00
24 x 36"	7	STR36	\$137.00
24 x 48"	9	STR48	\$166.00



**Starter Unit and Add-on Unit - 4 shelf**



**63" Height**

W x L x H	Starter Wt/Lbs	Add-on Wt/Lbs	Chrome Plus Starter	List Price	Chrome Plus Add-on	List Price	Duro Seal Starter	List Price	Duro Seal Add-on	List Price
18 x 24 x 63"	42	35	816CH	\$260.00	A816CH	\$236.00	816PW	\$284.00	A816PW	\$258.00
18 x 30 x 63"	47	40	826CH	\$276.00	A826CH	\$252.00	826PW	\$304.00	A826PW	\$278.00
18 x 36 x 63"	53	46	836CH	\$312.00	A836CH	\$288.00	836PW	\$344.00	A836PW	\$318.00
18 x 42 x 63"	57	50	846CH	\$336.00	A846CH	\$312.00	846PW	\$380.00	A846PW	\$354.00
18 x 48 x 63"	63	56	856CH	\$384.00	A856CH	\$360.00	856PW	\$424.00	A856PW	\$398.00
18 x 60 x 63"	82	75	866CH	\$428.00	A866CH	\$404.00	866PW	\$464.00	A866PW	\$438.00
18 x 72 x 63"	94	89	876CH	\$476.00	A876CH	\$452.00	876PW	\$544.00	A876PW	\$518.00
21 x 24 x 63"	46	39	116CH	\$280.00	A116CH	\$256.00	116PW	\$308.00	A116PW	\$282.00
21 x 30 x 63"	52	45	126CH	\$304.00	A126CH	\$280.00	126PW	\$336.00	A126PW	\$310.00
21 x 36 x 63"	59	52	136CH	\$344.00	A136CH	\$320.00	136PW	\$368.00	A136PW	\$342.00
21 x 42 x 63"	65	58	146CH	\$376.00	A146CH	\$352.00	146PW	\$412.00	A146PW	\$386.00
21 x 48 x 63"	71	64	156CH	\$404.00	A156CH	\$380.00	156PW	\$440.00	A156PW	\$414.00
21 x 60 x 63"	88	81	166CH	\$452.00	A166CH	\$428.00	166PW	\$520.00	A166PW	\$494.00
21 x 72 x 63"	98	92	176CH	\$540.00	A176CH	\$516.00	176PW	\$620.00	A176PW	\$594.00
24 x 24 x 63"	50	43	416CH	\$308.00	A416CH	\$284.00	416PW	\$340.00	A416PW	\$314.00
24 x 30 x 63"	57	50	426CH	\$348.00	A426CH	\$324.00	426PW	\$372.00	A426PW	\$346.00
24 x 36 x 63"	65	58	436CH	\$376.00	A436CH	\$352.00	436PW	\$400.00	A436PW	\$374.00
24 x 42 x 63"	72	65	446CH	\$384.00	A446CH	\$360.00	446PW	\$456.00	A446PW	\$430.00
24 x 48 x 63"	79	72	456CH	\$444.00	A456CH	\$420.00	456PW	\$488.00	A456PW	\$462.00
24 x 60 x 63"	98	91	466CH	\$524.00	A466CH	\$500.00	466PW	\$576.00	A466PW	\$550.00
24 x 72 x 63"	120	113	476CH	\$580.00	A476CH	\$556.00	476PW	\$660.00	A476PW	\$634.00



**74" Height**

W x L x H	Starter Wt/Lbs	Add-on Wt/Lbs	Chrome Plus Starter	List Price	Chrome Plus Add-on	List Price	Duro Seal Starter	List Price	Duro Seal Add-on	List Price
18 x 24 x 74"	44	36	817CH	\$272.00	A817CH	\$242.00	817PW	\$300.00	A817PW	\$266.00
18 x 30 x 74"	50	42	827CH	\$288.00	A827CH	\$258.00	827PW	\$320.00	A827PW	\$286.00
18 x 36 x 74"	56	48	837CH	\$324.00	A837CH	\$294.00	837PW	\$360.00	A837PW	\$326.00
18 x 42 x 74"	64	51	847CH	\$348.00	A847CH	\$318.00	847PW	\$396.00	A847PW	\$362.00
18 x 48 x 74"	66	53	857CH	\$396.00	A857CH	\$366.00	857PW	\$440.00	A857PW	\$406.00
18 x 60 x 74"	85	76	867CH	\$440.00	A867CH	\$410.00	867PW	\$480.00	A867PW	\$446.00
18 x 72 x 74"	97	88	877CH	\$488.00	A877CH	\$458.00	877PW	\$560.00	A877PW	\$526.00
21 x 24 x 74"	49	40	117CH	\$292.00	A117CH	\$262.00	117PW	\$324.00	A117PW	\$290.00
21 x 30 x 74"	55	47	127CH	\$316.00	A127CH	\$286.00	127PW	\$352.00	A127PW	\$318.00
21 x 36 x 74"	62	54	137CH	\$356.00	A137CH	\$326.00	137PW	\$384.00	A137PW	\$350.00
21 x 42 x 74"	69	61	147CH	\$388.00	A147CH	\$358.00	147PW	\$428.00	A147PW	\$394.00
21 x 48 x 74"	74	66	157CH	\$416.00	A157CH	\$386.00	157PW	\$456.00	A157PW	\$422.00
21 x 60 x 74"	91	83	167CH	\$464.00	A167CH	\$434.00	167PW	\$536.00	A167PW	\$502.00
21 x 72 x 74"	98	89	177CH	\$552.00	A177CH	\$522.00	177PW	\$636.00	A177PW	\$602.00
24 x 24 x 74"	53	44	417CH	\$320.00	A417CH	\$290.00	417PW	\$356.00	A417PW	\$322.00
24 x 30 x 74"	60	51	427CH	\$360.00	A427CH	\$330.00	427PW	\$388.00	A427PW	\$354.00
24 x 36 x 74"	68	60	437CH	\$388.00	A437CH	\$358.00	437PW	\$416.00	A437PW	\$382.00
24 x 42 x 74"	74	66	447CH	\$396.00	A447CH	\$366.00	447PW	\$472.00	A447PW	\$438.00
24 x 48 x 74"	88	74	457CH	\$456.00	A457CH	\$426.00	457PW	\$504.00	A457PW	\$470.00
24 x 60 x 74"	101	92	467CH	\$536.00	A467CH	\$506.00	467PW	\$592.00	A467PW	\$558.00
24 x 72 x 74"	123	115	477CH	\$592.00	A477CH	\$562.00	477PW	\$676.00	A477PW	\$642.00

**Starter Unit and Add-on Unit - 5 shelf**



**74" Height**


W x L x H	Starter Wt/Lbs	Add-on Wt/Lbs	Chrome Plus Starter	List Price	Chrome Plus Add-on	List Price	Duro Seal Starter	List Price	Duro Seal Add-on	List Price
18 x 24 x 74"	51	43	815CH	\$317.00	A815CH	\$291.00	815PW	\$350.00	A815PW	\$320.00
18 x 30 x 74"	58	50	825CH	\$337.00	A825CH	\$311.00	825PW	\$375.00	A825PW	\$345.00
18 x 36 x 74 "	65	57	835CH	\$382.00	A835CH	\$356.00	835PW	\$425.00	A835PW	\$395.00
18 x 42 x 74 "	70	62	845CH	\$412.00	A845CH	\$386.00	845PW	\$470.00	A845PW	\$440.00
18 x 48 x 74"	78	70	855CH	\$472.00	A855CH	\$446.00	855PW	\$525.00	A855PW	\$495.00
18 x 60 x 74"	102	93	865CH	\$527.00	A865CH	\$501.00	865PW	\$575.00	A865PW	\$545.00
18 x 72 x 74"	117	108	875CH	\$587.00	A875CH	\$561.00	875PW	\$675.00	A875PW	\$645.00
21 x 24 x 74"	57	48	115CH	\$342.00	A115CH	\$316.00	115PW	\$380.00	A115PW	\$350.00
21 x 30 x 74"	64	56	125CH	\$372.00	A125CH	\$346.00	125PW	\$415.00	A125PW	\$385.00
21 x 36 x 74"	73	65	135CH	\$422.00	A135CH	\$396.00	135PW	\$455.00	A135PW	\$425.00
21 x 42 x 74"	81	73	145CH	\$462.00	A145CH	\$436.00	145PW	\$510.00	A145PW	\$480.00
21 x 48 x 74"	88	80	155CH	\$497.00	A155CH	\$471.00	155PW	\$545.00	A155PW	\$515.00
21 x 60 x 74"	109	101	165CH	\$557.00	A165CH	\$531.00	165PW	\$645.00	A165PW	\$615.00
21 x 72 x 74"	122	113	175CH	\$667.00	A175CH	\$641.00	175PW	\$770.00	A175PW	\$740.00
24 x 24 x 74"	62	53	415CH	\$377.00	A415CH	\$351.00	415PW	\$420.00	A415PW	\$390.00
24 x 30 x 74"	71	62	425CH	\$427.00	A425CH	\$401.00	425PW	\$460.00	A425PW	\$430.00
24 x 36 x 74"	81	73	435CH	\$462.00	A435CH	\$436.00	435PW	\$495.00	A435PW	\$465.00
24 x 42 x 74"	89	81	445CH	\$472.00	A445CH	\$446.00	445PW	\$565.00	A445PW	\$535.00
24 x 48 x 74"	98	90	455CH	\$547.00	A455CH	\$551.00	455PW	\$605.00	A455PW	\$575.00
24 x 60 x 74"	122	113	465CH	\$647.00	A465CH	\$621.00	465PW	\$715.00	A465PW	\$685.00
24 x 72 x 74"	149	141	475CH	\$717.00	A475CH	\$691.00	475PW	\$820.00	A475PW	\$790.00



**86" Height**

W x L x H	Starter Wt/Lbs	Add-on Wt/Lbs	Chrome Plus Starter	List Price	Chrome Plus Add-on	List Price	Duro Seal Starter	List Price	Duro Seal Add-on	List Price
18 x 24 x 86"	55	45	818CH	\$345.00	A818CH	\$305.00	818PW	\$374.00	A818PW	\$332.00
18 x 30 x 86"	62	52	828CH	\$365.00	A828CH	\$325.00	828PW	\$399.00	A828PW	\$357.00
18 x 36 x 86"	69	59	838CH	\$410.00	A838CH	\$370.00	838PW	\$449.00	A838PW	\$407.00
18 x 42 x 86"	74	64	848CH	\$440.00	A848CH	\$400.00	848PW	\$494.00	A848PW	\$452.00
18 x 48 x 86"	88	72	858CH	\$500.00	A858CH	\$460.00	858PW	\$549.00	A858PW	\$507.00
18 x 60 x 86"	106	95	868CH	\$555.00	A868CH	\$515.00	868PW	\$599.00	A868PW	\$557.00
18 x 72 x 86"	121	110	878CH	\$615.00	A878CH	\$575.00	878PW	\$699.00	A878PW	\$657.00
21 x 24 x 86"	61	50	118CH	\$370.00	A118CH	\$330.00	118PW	\$404.00	A118PW	\$362.00
21 x 30 x 86"	68	58	128CH	\$400.00	A128CH	\$360.00	128PW	\$439.00	A128PW	\$397.00
21 x 36 x 86"	77	67	138CH	\$450.00	A138CH	\$410.00	138PW	\$479.00	A138PW	\$437.00
21 x 42 x 86"	85	75	148CH	\$490.00	A148CH	\$450.00	148PW	\$534.00	A148PW	\$492.00
21 x 48 x 86"	92	82	158CH	\$525.00	A158CH	\$485.00	158PW	\$569.00	A158PW	\$527.00
21 x 60 x 86"	113	103	168CH	\$585.00	A168CH	\$545.00	168PW	\$669.00	A168PW	\$627.00
21 x 72 x 86"	126	115	178CH	\$695.00	A178CH	\$655.00	178PW	\$794.00	A178PW	\$752.00
24 x 24 x 86"	66	55	418CH	\$405.00	A418CH	\$365.00	418PW	\$444.00	A418PW	\$402.00
24 x 30 x 86"	75	64	428CH	\$455.00	A428CH	\$415.00	428PW	\$484.00	A428PW	\$442.00
24 x 36 x 86"	85	75	438CH	\$490.00	A438CH	\$450.00	438PW	\$519.00	A438PW	\$477.00
24 x 42 x 86"	93	83	448CH	\$500.00	A448CH	\$460.00	448PW	\$589.00	A448PW	\$547.00
24 x 48 x 86"	102	92	458CH	\$575.00	A458CH	\$535.00	458PW	\$629.00	A458PW	\$587.00
24 x 60 x 86"	126	115	468CH	\$675.00	A468CH	\$635.00	468PW	\$739.00	A468PW	\$697.00
24 x 72 x 86"	153	143	478CH	\$745.00	A478CH	\$705.00	478PW	\$844.00	A478PW	\$802.00





**Shelf  
Carts**

Width/Lgth/Hgt	Wt./Lbs.	Chrome Plus	List Price	Duro Seal	List Price
18 x 36 x 69"	60	T.M836CH	\$444.00	M836PW	\$476.00
18 x 48 x 69"	72	T.M856CH	\$516.00	M856PW	\$556.00
18 x 60 x 69"	88	T.M866CH	\$560.00	M866PW	\$596.00
21 x 36 x 69"	69	T.M136CH	\$476.00	M136PW	\$500.00
21 x 48 x 69"	81	T.M156CH	\$536.00	M156PW	\$572.00
21 x 60 x 69"	98	T.M166CH	\$584.00	M166PW	\$652.00
24 x 36 x 69"	76	T.M436CH	\$508.00	M436PW	\$532.00
24 x 48 x 69"	92	T.M456CH	\$576.00	M456PW	\$620.00
24 x 60 x 69"	112	T.M466CH	\$656.00	M466PW	\$708.00

Units consist of:

- (4) Shelves, (4) Posts, Shelf Adapters, (4) Donut Bumpers,
- (4) 5" Casters

Finish: Chrome, Duro Seal



**Enclosure  
Carts**

Width/Lgth/Hgt	Wt./Lbs.	Chrome Plus	List Price
18 x 36 x 69"	90	ME836CH	\$688.00
18 x 48 x 69"	104	ME856CH	\$814.00
18 x 60 x 69"	129.5	ME866CH	\$892.00
24 x 36 x 69"	108	ME436CH	\$806.00
24 x 48 x 69"	124	ME456CH	\$928.00
24 x 60 x 69"	149.5	ME466CH	\$1,042.00

Units consist of:

- (4) Shelves, (4) Posts, Shelf Adapters, (4) Donut Bumpers,
- (4) 5" Casters, Enclosure Panels

Finish: Chrome



**Basket  
Carts**

Width/Lgth/Hgt	Wt./Lbs.	Baskets	Chrome Plus	List Price
18 x 24 x 69"	71	4	MBSK1824CH	\$713.00
18 x 36 x 69"	93.5	4	MBSK1836CH	\$825.00
18 x 48 x 69"	116	4	MBSK1848CH	\$1,016.00
18 x 60 x 69"	141	4	MBSK1860CH	\$1,227.00
18 x 24 x 69"	81	5	MBSK1824CH-5	\$825.00
18 x 36 x 69"	108.5	5	MBSK1836CH-5	\$961.00
18 x 48 x 69"	136	5	MBSK1848CH-5	\$1,196.00
18 x 60 x 69"	166	5	MBSK1860CH-5	\$1,456.00

Units consist of:

Baskets, (1) Shelf, Posts, Shelf Adapters, Donut Bumpers

(2) 5" Swivel Casters, (2) 5" Swivel Brake Casters,

Label Holders

Finish: Chrome



**Slope  
Shelf  
Carts**

Width/Lgth/Hgt	Wt./Lbs.	Shelves	Chrome Plus	List Price
18 x 24 x 60"	50	4	SL424	\$618.00
18 x 36 x 60"	62	4	SL436	\$758.00
18 x 48 x 60"	74	4	SL448	\$894.00
18 x 24 x 69"	59	5	SL524	\$722.00
18 x 36 x 69"	74	5	SL536	\$897.00
18 x 48 x 69"	89	5	SL548	\$1,067.00

Units consist of:

Slope Shelves, Posts, Shelf Adapters, Donut Bumpers,

(2) 5" Swivel Casters, (2) 5" Swivel Brake Casters,

Label Holders

Finish: Chrome



**Double  
Slope  
Shelf  
Carts**

Width/Lgth/Hgt	Wt./Lbs.	Shelves	Chrome Plus	List Price
24 x 24 x 60"	70	4	STR424	\$928.00
24 x 36 x 60"	82	4	STR436	\$1,066.00
24 x 48 x 60"	94	4	STR448	\$1,209.00
24 x 24 x 69"	77	5	STR524	\$1,057.00
24 x 36 x 69"	92	5	STR536	\$1,225.00
24 x 48 x 69"	105	5	STR548	\$1,400.00

Units consist of:

2-Side Slope Shelves, (1) Shelf, Posts, Shelf Adapters,

(2) 5" Swivel Casters, (2) 5" Swivel Brake Casters,

Enclosure Panels, Label Holders

Finish: Chrome



Unique design provides rugged and economical security for valuable items.  
 Front doors have top flange and lockable handle to keep items exceedingly secure.

Security units are an ideal method for storing and transporting valuable material.  
 The open 2x2" wire construction allows for visibility into the unit so items can be checked at any time.

When determining the desired number of shelves include (1) top and (1) bottom shelf.



### Security Units

Wdth/Lgth/Hgt	Wt./Lbs.	Shelves	Chrome Plus	List Price
24 x 36 x 60"	216	3	SEC363F	\$1,630.00
24 x 36 x 60"	228	4	SEC364F	\$1,743.00
24 x 36 x 60"	240	5	SEC365F	\$1,856.00
24 x 48 x 60"	262	3	SEC483F	\$1,830.00
24 x 48 x 60"	278	4	SEC484F	\$1,968.00
24 x 48 x 60"	294	5	SEC485F	\$2,106.00
24 x 60 x 60"	296	3	SEC603F	\$2,014.00
24 x 60 x 60"	315.5	4	SEC604F	\$2,180.00
24 x 60 x 60"	335	5	SEC605F	\$2,346.00

Includes: Leveling Feet



### Security Carts

Wdth/Lgth/Hgt	Wt./Lbs.	Shelves	Chrome Plus	List Price
24 x 36 x 66"	224	3	MSEC363F	\$1,794.00
24 x 36 x 66"	236	4	MSEC364F	\$1,907.00
24 x 36 x 66"	248	5	MSEC365F	\$2,020.00
24 x 48 x 66"	270	3	MSEC483F	\$1,994.00
24 x 48 x 66"	286	4	MSEC484F	\$2,132.00
24 x 48 x 66"	302	5	MSEC485F	\$2,270.00
24 x 60 x 66"	304	3	MSEC603F	\$2,178.00
24 x 60 x 66"	323.5	4	MSEC604F	\$2,344.00
24 x 60 x 66"	343	5	MSEC605F	\$2,510.00

Includes: (2) 5" Swivel / (2) 5" Brake Casters



### Mini Security Carts

Wdth/Lgth/Hgt	Wt./Lbs.	Shelves	Chrome Plus	List Price
18 x 36 x 40"	56	2	MB1836-2	\$1,234.00
18 x 36 x 40"	65.5	3	MB1836-3	\$1,292.00
18 x 36 x 40"	75	4	MB1836-4	\$1,350.00

Includes: (2) 5" Swivel / (2) 5" Brake Casters, Donut Bumpers



**2-Shelf  
Utility  
Carts**

<b>Wdth/Lgth/Hgt</b>	<b>Wt./Lbs.</b>	<b>Chrome Plus</b>	<b>List Price</b>
18 x 24 x 40"	34	RD282CH	\$336.00
18 x 30 x 40"	37	RD283CH	\$344.00
18 x 36 x 40"	40	RD284CH	\$362.00
24 x 30 x 40"	45	RD243CH	\$398.00
24 x 36 x 40"	47	RD244CH	\$412.00

Units consist of:

(2) Shelves, (2) U-Handles, Shelf Adapters,

(4) Donut Bumpers, (4) 5" Casters

Finish: Chrome



**3-Shelf  
Utility  
Carts**

<b>Wdth/Lgth/Hgt</b>	<b>Wt./Lbs.</b>	<b>Chrome Plus</b>	<b>List Price</b>
18 x 24 x 40"	39	RD382CH	\$381.00
18 x 30 x 40"	43	RD383CH	\$393.00
18 x 36 x 40"	47	RD384CH	\$420.00
24 x 30 x 40"	52	RD343CH	\$465.00
24 x 36 x 40"	60	RD344CH	\$486.00

Units consist of:

(3) Shelves, (2) U-Handles, Shelf Adapters,

(4) Donut Bumpers, (4) 5" Casters

Finish: Chrome



**Warmer  
Cart**

<b>Wdth/Lgth/Hgt</b>	<b>Wt./Lbs.</b>	<b>Chrome Plus</b>	<b>List Price</b>
18 x 24 x 38"	28	WARMERCART	\$240.00
18 x 30 x 31"	28	WARMERCART30	\$232.00

Units consist of:

(2) Shelves, (4) Posts, Shelf Adapters, (1) Hanging Basket

(2) 3" Swivel Casters, (2) 3" Swivel Brake Casters

Finish: Chrome





**Drawer  
Cart**

Wdth/Lgth/Hgt	Wt./Lbs.	Bins	Chrome Plus	List Price
24 x 24 x 69"	84	7	DRAW7	\$1,127.00

Units consist of:

- (2) Shelves, (7) Slides, (4) Posts, Shelf Adapters,
- (7) Bins, (7) Card Holders, (4) Donut Bumpers,
- (2) 5" Swivel Casters, (2) 5" Swivel Brake Casters

Finish: Chrome



**Drawer  
Cart**

Wdth/Lgth/Hgt	Wt./Lbs.	Bins	Chrome Plus	List Price
24 x 42 x 69"	130	14	DRAW14	\$1,767.00

Units consist of:

- (2) Shelves, (7) Double Slides, (4) Posts, Shelf Adapters,
- (14) Bins, (14) Card Holders, (4) Donut Bumpers,
- (2) 5" Swivel Casters, (2) 5" Swivel Brake Casters

Finish: Chrome



**Supply  
Cart**

Wdth/Lgth/Hgt	Wt./Lbs.	Baskets	Chrome Plus	List Price
18 x 42 x 40"	36	1	MC24.1	\$417.00

Units consist of:

- (1) Shelf, (1) Supply Basket, (4) Posts, Shelf Adapters,
- (1) Safety Handle, (4) Donut Bumpers,
- (2) 5" Swivel Casters, (2) 5" Swivel Brake Casters

Finish: Chrome



**Supply  
Cart**

Wdth/Lgth/Hgt	Wt./Lbs.	Baskets	Chrome Plus	List Price
18 x 42 x 40"	34.5	2	MC24.2	\$492.00

Units consist of:

- (2) Supply Baskets, (4) Posts, Shelf Adapters,
- (1) Safety Handle, (4) Donut Bumpers,
- (2) 5" Swivel Casters, (2) 5" Swivel Brake Casters

Finish: Chrome



**Knee  
Knocker**

Wdth/Lgth/Hgt	Wt./Lbs.	Finish	Part #	List Price
14 x 36 x 14"	10.5	Chrome Plus	KK1436CH	\$88.00
14 x 36 x 14"	10.5	Duro Seal	KK1436PW	\$99.00
14 x 48 x 14"	12	Chrome Plus	KK1448CH	\$98.00
14 x 48 x 14"	12	Duro Seal	KK1448PW	\$109.00

Units consist of:

(1) Shelf, (4) Posts, Shelf Adapters

Finish: Black, Chrome, Duro Seal

Option: Casters



**2-Shelf  
Knee  
Knocker**

Wdth/Lgth/Hgt	Wt./Lbs.	Finish	Part #	List Price
14 x 36 x 14"	18.5	Chrome Plus	KK1436CH.2	\$136.00
14 x 36 x 14"	18.5	Duro Seal	KK1436PW.2	\$154.00
14 x 48 x 14"	22.5	Chrome Plus	KK1448CH.2	\$156.00
14 x 48 x 14"	22.5	Duro Seal	KK1448PW.2	\$174.00

Units consist of:

(2) Shelves, (4) Posts, Shelf Adapters

Finish: Black, Chrome, Duro Seal

Option: Casters



**Work  
Station**

Wdth/Lgth/Hgt	Wt./Lbs.	Chrome Plus	List Price
18 x 24 x 40"	31	WS1824SL	\$354.00
18 x 36 x 40"	36.5	WS1836SL	\$399.00
18 x 48 x 40"	42	WS1848SL	\$449.00

Units consist of:

(1) Shelf, (1) Slope Shelf, (4) Posts,

Shelf Adapters, (1) Ground Chain, (4) Donut Bumpers,

(2) 5" Swivel Casters, (2) 5" Swivel Brake Casters

Finish: Chrome



**Shelf  
Adapters**

Wdth/Lgth/Hgt	Wt./Lbs.	Finish	Part #	List Price
N/A	0.1	Black	T.PBAG	\$3.00
N/A	0.15	Aluminum	T.ALUMCLIP	\$19.00

Secures Shelves to Post



**"S"  
Hook**

Wdth/Lgth/Hgt	Wt./Lbs.	Finish	Part #	List Price
N/A	0.2	Metallic	PBC200.TSS	\$2.00

Used for add-on shelving unit applications

(2) "S" Hooks are required per shelf connection



**Post  
Extender**

Wdth/Lgth/Hgt	Wt./Lbs.	Finish	Part #	List Price
N/A	0.25	Metallic	TRBCON	\$3.00

Connects and extends posts for higher vertical applications



**Post  
Clamp**

Wdth/Lgth/Hgt	Wt./Lbs.	Finish	Part #	List Price
N/A	0.25	Metallic	CLAMPCH	\$5.00

Secures and stabilizes runs of freestanding shelving units



**Label  
Holders**

Length	Color	Part #	List Price
3"	Blue	LH03BLUE	\$1.00
24"	Blue	LH24BLUE	\$5.00
36"	Blue	LH36BLUE	\$8.00
48"	Blue	LH48BLUE	\$10.00
60"	Blue	LH60BLUE	\$13.00
72"	Blue	LH72BLUE	\$15.00

3-Position option

Clear cover




### Shelf Ledges



Lgth/Hgt	Wt./Lbs.	Chrome #	List Price	Lgth/Hgt	Wt./Lbs.	Chrome #	List Price
14 x 1"	0.5	L141CH	\$11.00	14 x 4"	1	L144CH	\$12.00
18 x 1"	0.5	L181CH	\$13.00	18 x 4"	1	L184CH	\$14.00
21 x 1"	1	L211CH	\$13.00	21 x 4"	2	L214CH	\$14.00
24 x 1"	1	L241CH	\$14.00	24 x 4"	2	L244CH	\$16.00
30 x 1"	1	L301CH	\$16.00	30 x 4"	2	L304CH	\$20.00
36 x 1"	1.5	L361CH	\$18.00	36 x 4"	2.5	L364CH	\$23.00
42 x 1"	1.5	L421CH	\$22.00	42 x 4"	2.5	L424CH	\$24.00
48 x 1"	2	L481CH	\$22.00	48 x 4"	3	L484CH	\$26.00
54 x 1"	2	L541CH	\$31.00	54 x 4"	3	L544CH	\$33.00
60 x 1"	2.5	L601CH	\$34.00	60 x 4"	3.5	L604CH	\$35.00
72 x 1"	3	L721CH	\$35.00	72 x 4"	4	L724CH	\$38.00

Retains product on standard shelves

### Shelf Divider



Lgth/Hgt	Wt./Lbs.	Plus	List Price
14 x 8"	0.75	D148CH	\$14.00
18 x 8"	1	D188CH	\$16.00
21 x 8"	1	D218CH	\$19.00
24 x 8"	1.25	D248CH	\$21.00

Separates product on standard shelf


### Basket Divider



Lgth/Hgt	Wt./Lbs.	Plus	List Price
8.75"	0.5	DV1810	\$22.00

Separates product on Basket Shelf

### Back Panels



Lgth	Post Hgt	Wt./Lbs.	Chrome #	List Price
36"	63"	16.5	BRD3660CH	\$122.00
42"	63"	20.5	BRD4260CH	\$149.00
48"	63"	24	BRD4860CH	\$176.00
54"	63"	27	BRD5460CH	\$198.00
60"	63"	30	BRD6060CH	\$237.00
72"	63"	35	BRD7260CH	\$264.00
36"	74"	20	BRD3672CH	\$146.00
42"	74"	24.5	BRD4272CH	\$177.00
48"	74"	28	BRD4872CH	\$208.00
54"	74"	32	BRD5472CH	\$236.00
60"	74"	35	BRD6072CH	\$281.00
72"	74"	41	BRD7272CH	\$312.00

Prevents product from falling off back of units

### End Panels

Lgth	Post Hgt	Wt./Lbs.	Chrome #	List Price
18"	63"	7.5	PEC1860CH	\$61.00
21"	63"	9	PEC2160CH	\$76.00
24"	63"	10	PEC2460CH	\$88.00
18"	74"	10	PEC1872CH	\$73.00
21"	74"	12	PEC2172CH	\$90.00
24"	74"	13.5	PEC2472CH	\$104.00

Prevents product from falling off sides of units



**Stem  
Casters**

Size	Wt./Lbs.	Capacity	Part #	List Price
5 x 1-1/4"	2	300 lbs	5C	\$27.00
5 x 1-1/4"	2	300 lbs	5CB	\$32.00

Features shock absorbing properties  
Non-marking



**Plate  
Casters**

Size	Wt./Lbs.	Capacity	Part #	List Price
5 x 1-1/4"	2	300 lbs	C5	\$43.00
5 x 1-1/4"	2	300 lbs	C5B	\$56.00

Features shock absorbing properties  
Non-marking



**Donut  
Bumper**

Width/Lgth	Wt./Lbs.	Finish	Part #	List Price
3.5 x 3.5"	0.25	Black	DRB325	\$6.00

Protects walls and shelving units from damage  
Material: Rubber



**Rigid  
Bars**

Size	Wt./Lbs.	Finish	Part #	List Price
18"	2	Gray	RBAR18	\$20.00
24"	3	Gray	RBAR24	\$22.00

Secures to swivel casters to make fixed  
Casters sold separately



**Foot  
Plate**

Size	Finish	Part #	List Price
3/8" - 16 Thread	Chrome	FP	\$8.00

Adapts to standard bottom plug in post




**Wall  
Mount  
Brackets**

Size	Wt./Lbs.	Finish	Part #	List Price
14"	1.5	Duro Seal	DMB14PW	\$45.00
18"	2	Duro Seal	DMB18PW	\$50.00
21"	2.25	Duro Seal	DMB21PW	\$55.00
24"	2.5	Duro Seal	DMB24PW	\$59.00
14"	3	Duro Seal	DMB14PW.2	\$81.00
18"	3.5	Duro Seal	DMB18PW.2	\$88.00
21"	4	Duro Seal	DMB21PW.2	\$96.00
24"	4.5	Duro Seal	DMB24PW.2	\$104.00

Direct Wall Mount Brackets offer off-the-floor storage

Finish: Duro Seal



**Post  
Mount  
Brackets**

Size	Wt./Lbs.	Finish	Part #	List Price
14"	1.5	Duro Seal	SMB14PW	\$40.00
18"	2	Duro Seal	SMB18PW	\$44.00
21"	2.25	Duro Seal	SMB21PW	\$49.00
24"	2.5	Duro Seal	SMB24PW	\$53.00
14"	3	Duro Seal	SMB14PW.2	\$65.00
18"	3.5	Duro Seal	SMB18PW.2	\$72.00
21"	4	Duro Seal	SMB21PW.2	\$79.00
24"	4.5	Duro Seal	SMB24PW.2	\$87.00

Post Mount Brackets offer adjustable off-the-floor storage

Finish: Duro Seal



**Safety  
Handle**

Width/Lgth/Hgt	Wt./Lbs.	Finish	Part #	List Price
18"	1.5	Chrome	PH18CH	\$25.00
24"	2	Chrome	PH24CH	\$27.00

Push / pull handle keeps hands safely away from product

Finish: Chrome



The Technibilt Track System is the perfect solution for consolidation of space. Increase storage capacity 40% to 100% with this economical method. The ball bearing carriage design allows units to move easily (up to 1,500 lbs.). The aluminum extruded "V" groove floor track is low profile (non-trip) and is easy to clean.

The Technibilt Track System is ideal for all types of storage applications.

Maximize your storage capacity and efficiency today. Layout and pricing assistance is available upon request.



**Call for Pricing**

**HD Skates**

Length	Wt./Lbs.	Part #
18"	4	SK18TS
21"	5	SK21TS
24"	6	SK24TS


*\*Requires 2 Skates Per Shelf Unit*



**Floor Track**

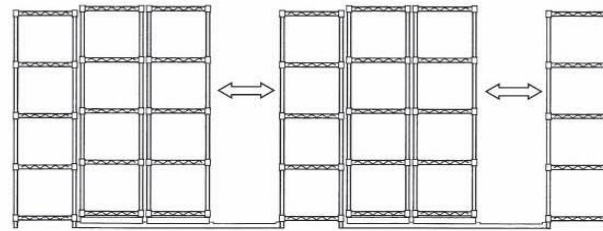
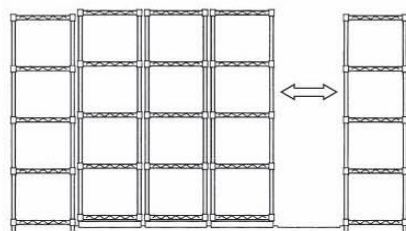
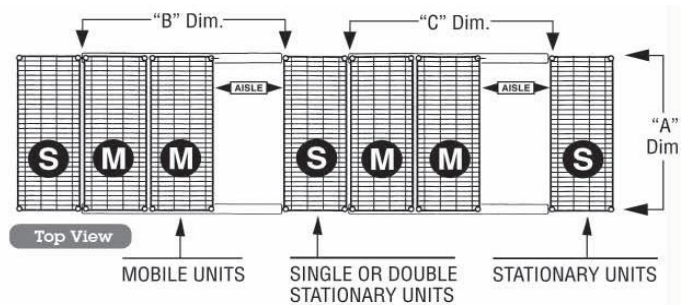
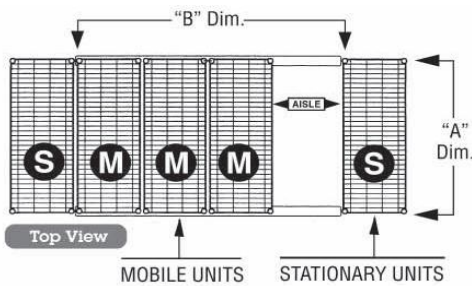
Lgth Per	Wgt./Lbs.	Part #
1"	0.1	VTRACK

*\*Requires 2 Runs Per Shelf Unit*



End Stops	Set	Wt./Lbs.	Part #
	2	0.1	ESTOP

Wing Kit	Set	Wt./Lbs.	Part #
	4	2	WINGKIT







**TECHNIBILT™** LTD.

**Backroom  
&  
Display**





**Stock  
Cart**

Width/Lgth/Hgt	Wt./Lbs.	Finish	Part #	List Price
18 x 44 x 37"	40	Gray	20.413T	\$422.00

An easy method of moving product from backroom  
Welded round tube



**Table  
Cart**

Width/Lgth/Hgt	Wt./Lbs.	Finish	Part #	List Price
18.5 x 43.5 x 40"	47.5	Chrome	20.435	\$350.00

Versatile cart handles your stocking needs  
Wire top shelf



**Solid Top  
Table  
Cart**

Width/Lgth/Hgt	Wt./Lbs.	Finish	Part #	List Price
18.5 x 43.5 x 40"	47.5	Chrome	20.436ZT	\$340.00

Versatile cart handles your stocking needs  
Solid top shelf



**Flat  
Cart**

Width/Lgth/Hgt	Wt./Lbs.	Finish	Part #	List Price
18 x 44 x 38"	43	Chrome	FC1837-6	\$475.00

Versatile method of moving bulk product  
6 wheel version



**Chelsea  
Cart**

Width/Lgth/Hgt	Wt./Lbs.	Finish	Part #	List Price
25 x 24.5 x 57.25"	32	Chrome	CA402.CR	\$491.00

3-Basket bins perfect for POP and aisle displays  
Offers 3 removable handled baskets





# Terms and Conditions



## **ACCEPTANCE**

All orders are subject to acceptance of terms and conditions of sale, regardless of the form in which submitted. All orders are subject to price prevailing at date of shipment and are quoted ex-works TSS plant. Custom manufactured or special order products may be subject to a deposit at the time of order, and are non-returnable .

## **ORDER CONFIRMATION**

To avoid duplication of order, the word "CONFIRMATION" should appear on all documents which are sent to confirm orders already placed by telephone, fax or any other method.

## **PAYMENT TERMS**

Minimum order \$1,000.00. Terms are Net 30 days, ex-works shipping plant (subject to credit approval). Freight, taxes and handling charges are not subject to discount. An annual service charge of 18% will be assessed on past due accounts.

## **SHIPMENTS**

Shipments will be made ex-works plant. If goods are damaged when received, buyer must declare such damages at the time of receipt of merchandise, directly on the shipping documents and claim must be filed immediately with the transport company, copy to original point of sale.

If after receipt of merchandise, concealed damage is discovered, buyer must immediately notify the delivering carrier requesting an inspection. This inspection report should be used to support buyer's claim against the carrier. Any claim for damage or shortage must be filed by buyer with the delivering carrier, copy to original point of sale. Unless a preferred routing is specified at time of order, shipment will be made the best way, transportation prepaid and added to invoice. For COLLECT shipments, buyer will be fully responsible for all damages and claims.

## **RETURN POLICY**

1. All returns must be authorized by original sales point.
2. Each request must include the following:
  - A. Customer name and address.
  - B. Our invoice number.
  - C. Our invoice date.
  - D. Customer P.O. number.
  - E. Quantity, item number and description of item.
  - F. Reason for return.
3. Upon receipt of your request, a return authorization number will be issued by us and this must be clearly referenced with your return of the new, unused merchandise.

Returns will not be authorized for the following:

1. Items purchased on a "special order" basis (unless original vendor will accept the return).
2. Items that are custom manufactured.
3. Goods damaged or bent and without original packaging / shipping documents.

## **SPECIFICATIONS**

All dimensions and shipping weight are approximate. TSS reserves the right to change specifications or substitute products of equal specifications without notice. TSS also reserves the right to cease manufacturing or distribution of any product without notice. Manufacturer's specifications and prices are subject to change without notice. **MERCHANDISE WILL REMAIN THE PROPERTY OF TSS UNTIL COMPLETE AND FINAL PAYMENT IS RECEIVED.**

## **FREIGHT CLASSIFICATION**

NOIBN (KD Flat) Rating 70 for shelving or collapsible unit unless otherwise specified.

## **WARRANTY CLASSIFICATION**

TSS products are warranted to be free from defective material and workmanship under use and service for a period of one year from the date of original invoice to the customer. During this period, TSS will repair or replace (at its option) without charge, ex-works plant of manufacture, the equipment or any part thereof which factory inspection discloses to be defective. Shipments of defective material for repair must be sent prepaid. TSS Duro Seal finish is warranted against rust for a period of 16 years (pro rated) from date of original invoice to the customer. This warranty supersedes any other warranties implied or expressed.



700 East P Street • PO Box 310  
Newton, NC 28658  
Tel: 800.351.2278 • 828.464.7388  
Fax: 800.968.8934  
[www.technibilt.com](http://www.technibilt.com)

*For more information,  
please call Customer Service at*  
**800.351.2278**

FP-10K-5/10

Printed on FSC certified paper.

